


110V系列晶体管/ (110V SERIES TRANSISTORS)
HF6822L

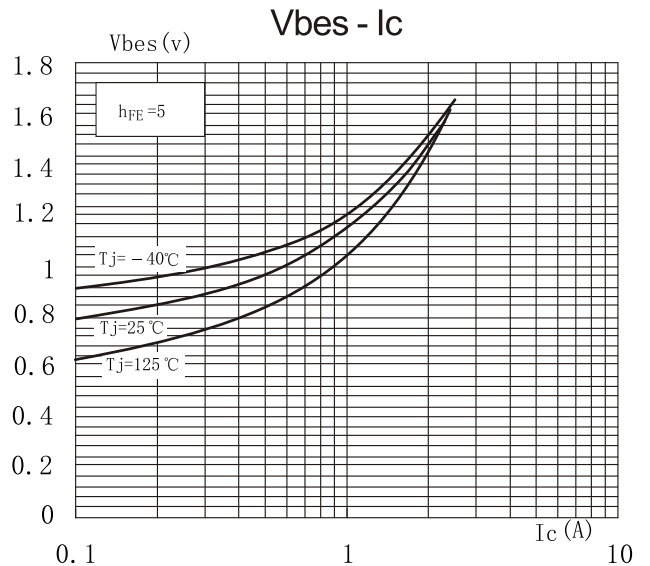
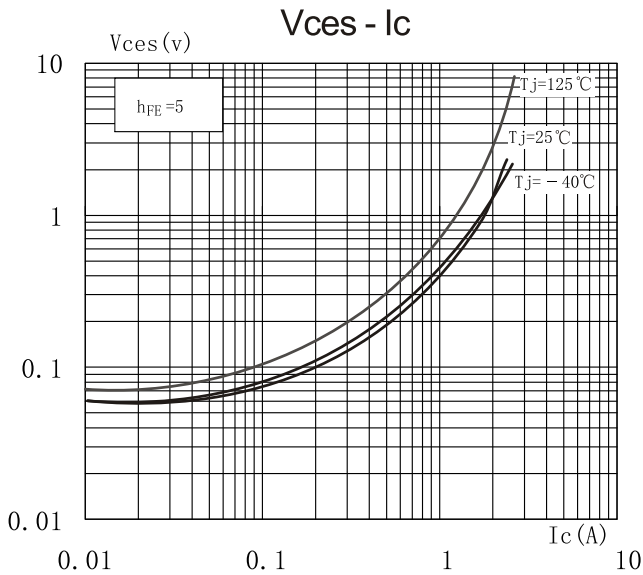
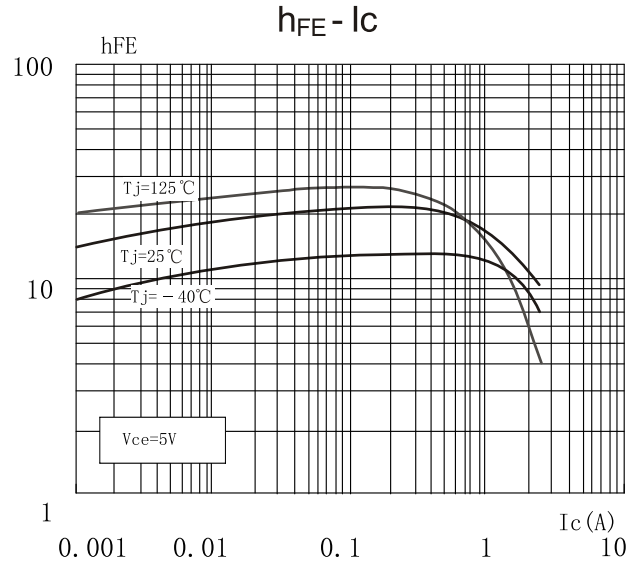
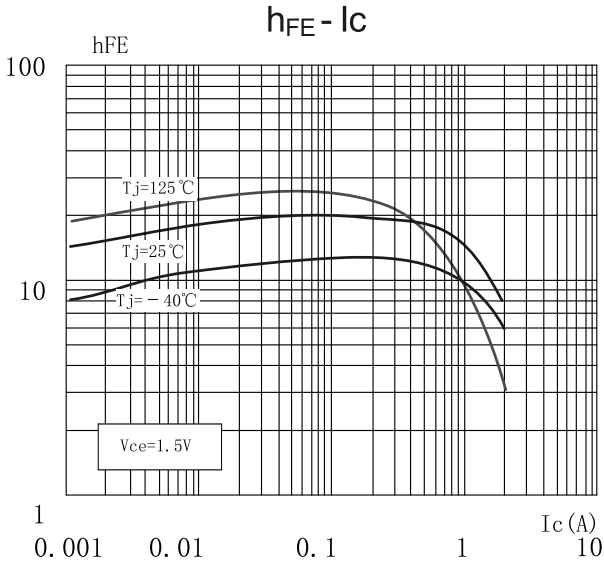
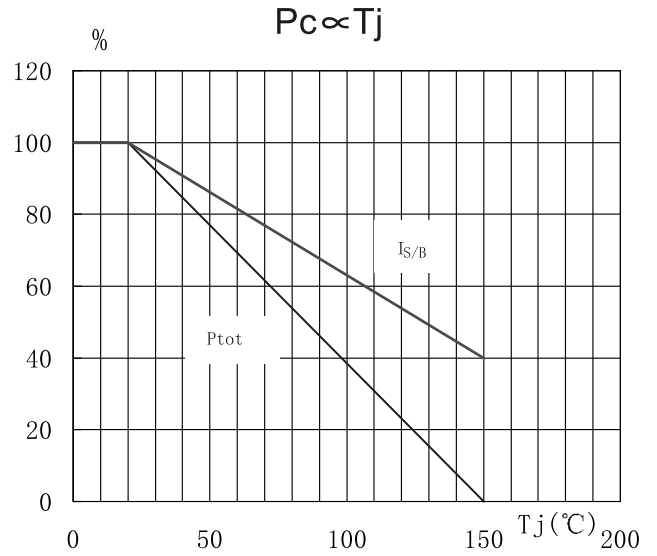
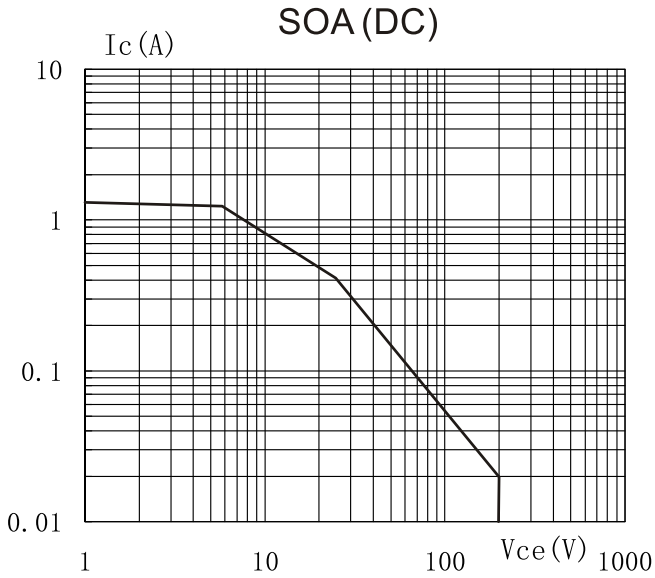
- 特点：耐压高 开关速度快 安全工作区宽 符合ROHS指令
- FEATURES: ■HIGH VOLTAGE CAPABILITY ■HIGH SPEED SWITCHING ■WIDE SOA ■ROHS COMPLIA
- 应用：节能灯 电子镇流器 电子变压器
- APPLICATION: ■FLUORESCENT LAMP ■ELECTRONIC BALLAST ■ELECTRONIC TRANSFORMER

● 最大额定值：(Tc=25°C)
● Absolute Maximum Ratings (Tc=25°C)
TO-92

参数 PARAMETER	符号 SYMBOL	额定值 VALUE	单位 UNIT
集电极-基极电压 Collector-Base Voltage	V_{CB0}	400	V
集电极-发射极电压 Collector-Emitter Voltage	V_{CEO}	200	V
发射极-基极电压 Emitter-Base Voltage	V_{EBO}	9	V
集电极电流 Collector Current	I_C	1.2	A
集电极耗散功率 Total Power Dissipation	P_C	10	W
最高工作温度 Junction Temperature	T_j	150	°C
贮存温度 Storage Temperature	T_{STG}	-55-150	°C


● 电特性：(Tc=25°C)
● Electronic Characteristics (Tc=25°C)

参数 PARAMETER	符号 SYMBOL	测试条件 TEST CONDITION	最小值 MIN	最大值 MAX	单位 UNIT
集电极-基极截止电流 Collector-Base Cutoff Current	I_{CBO}	$V_{CB}=400V$		100	μA
集电极-发射极截止电流 Collector-Emitter Cutoff Current	I_{CEO}	$V_{CE}=200V, I_B=0$		250	μA
集电极-发射极电压 Collector-Emitter Voltage	V_{CEO}	$I_C=10mA, I_B=0$	200		V
发射极-基极电压 Emitter-Base Voltage	V_{EBO}	$I_E=1mA, I_C=0$	9		V
集电极-发射极饱和电压 Collector-Emitter Saturation Voltage	V_{cesat}	$I_C=0.2A, I_B=40mA$		0.35	V
		$I_C=0.5A, I_B=0.1A$		0.50	
		$I_C=0.8A, I_B=0.2A$		0.80	
发射极-基极饱和电压 Emitter-Base Saturation Voltage	V_{besat}	$I_C=0.5A, I_B=0.1A$		1.0	V
电流放大倍数 DC Current Gain	h_{FE}	$V_{CE}=5V, I_C=1mA$	8		
		$V_{CE}=5V, I_C=0.1A$	10	40	
		$V_{CE}=5V, I_C=1.2A$	5		
贮存时间 Storage Time	T_s	$V_{CC}=5V, I_C=0.25A$ (Ui9600)	1.5	3.5	μS



TO-92机械尺寸图

